

User Interface Reference Style Guide
Oracle Banking Digital Experience
Patchset Release 22.1.2.0.0

Part No. F56934-01

November 2022

ORACLE®

User Interface Reference Style Guide

November 2022

Oracle Financial Services Software Limited

Oracle Park

Off Western Express Highway

Goregaon (East)

Mumbai, Maharashtra 400 063

India

Worldwide Inquiries:

Phone: +91 22 6718 3000

Fax:+91 22 6718 3001

www.oracle.com/financialservices/

Copyright © 2006, 2022, Oracle and/or its affiliates. All rights reserved.

Oracle and Java are registered trademarks of Oracle and/or its affiliates. Other names may be trademarks of their respective owners.

U.S. GOVERNMENT END USERS: Oracle programs, including any operating system, integrated software, any programs installed on the hardware, and/or documentation, delivered to U.S. Government end users are “commercial computer software” pursuant to the applicable Federal Acquisition Regulation and agency-specific supplemental regulations. As such, use, duplication, disclosure, modification, and adaptation of the programs, including any operating system, integrated software, any programs installed on the hardware, and/or documentation, shall be subject to license terms and license restrictions applicable to the programs. No other rights are granted to the U.S. Government.

This software or hardware is developed for general use in a variety of information management applications. It is not developed or intended for use in any inherently dangerous applications, including applications that may create a risk of personal injury. If you use this software or hardware in dangerous applications, then you shall be responsible to take all appropriate failsafe, backup, redundancy, and other measures to ensure its safe use. Oracle Corporation and its affiliates disclaim any liability for any damages caused by use of this software or hardware in dangerous applications.

This software and related documentation are provided under a license agreement containing restrictions on use and disclosure and are protected by intellectual property laws. Except as expressly permitted in your license agreement or allowed by law, you may not use, copy, reproduce, translate, broadcast, modify, license, transmit, distribute, exhibit, perform, publish or display any part, in any form, or by any means. Reverse engineering, disassembly, or decompilation of this software, unless required by law for interoperability, is prohibited.

The information contained herein is subject to change without notice and is not warranted to be error-free. If you find any errors, please report them to us in writing.

This software or hardware and documentation may provide access to or information on content, products and services from third parties. Oracle Corporation and its affiliates are not responsible for and expressly disclaim all warranties of any kind with respect to third-party content, products, and services. Oracle Corporation and its affiliates will not be responsible for any loss, costs, or damages incurred due to your access to or use of third-party content, products, or services.

Table of Contents

1. Preface	1-1
1.1 Intended Audience.....	1-1
1.2 Documentation Accessibility.....	1-1
1.3 Access to Oracle Support.....	1-1
1.4 Structure	1-1
1.5 Related Information Sources.....	1-1
2. Primary Elements.....	2-1
2.1 Grid.....	2-1
2.2 Colour Palette	2-4
2.3 Typography.....	2-5
2.4 Button Style / Links.....	2-8
2.5 Tags.....	2-9
3. Specific Elements	3-1
3.1 Font Icons	3-1
3.2 Colored icons.....	3-5
3.3 Colored Icons for Information Panel.....	3-7
3.4 Header & Footer	3-7
4. Common Components	4-9
4.1 Cards and Filters	4-9
4.2 Tree Structure.....	4-11
4.3 Overlay	4-11
4.4 Train.....	4-12
4.5 Table.....	4-12
4.6 Form Fields, Dropdowns & Button Types.....	4-13
4.7 Cards / Widgets	4-14
4.8 Information Panel.....	4-14
4.9 Placeholder Cards / Widgets	4-15
4.10 Landing Pages (Retail)	4-15
4.11 Landing Pages (Corporate)	4-16
4.12 Modal Window	4-16
4.13 Overlay Window.....	4-17
4.14 Accordions	4-17
4.15 Review, Confirmation, Error and In-Form Component.....	4-18

4.16	Review Page.....	4-19
4.17	Confirmation Page.....	4-19
5.	Mobile Screens.....	5-1
5.1	Mobile Cards.....	5-1
5.2	Mobile Inside Page	5-2
5.3	Mobile Overlay.....	5-3
5.4	Apple Watch	5-3
5.5	Android Wear.....	5-8

1. Preface

1.1 Intended Audience

This document is intended for the following audience:

- Customers
- Partners

1.2 Documentation Accessibility

For information about Oracle's commitment to accessibility, visit the Oracle Accessibility Program website at <http://www.oracle.com/pls/topic/lookup?ctx=acc&id=docacc>.

1.3 Access to Oracle Support

Oracle customers have access to electronic support through My Oracle Support. For information, visit

<http://www.oracle.com/pls/topic/lookup?ctx=acc&id=info> or visit

<http://www.oracle.com/pls/topic/lookup?ctx=acc&id=trs> if you are hearing impaired.

1.4 Structure

This manual is organized into the following categories:

Preface gives information on the intended audience. It also describes the overall structure of the User Manual.

The subsequent chapters describes following details:

- Introduction
- Preferences & Database
- Configuration / Installation.

1.5 Related Information Sources

For more information on Oracle Banking Digital Experience Patchset Release 22.1.2.0.0, refer to the following documents:

- Oracle Banking Digital Experience Installation Manuals

2. Primary Elements

2.1 Grid

The application follows a responsive bootstrap grid system which allows upto 12 columns across the page. All the designs are created within and around the grid and breakpoints.

They have a minimum of 10px outer margin.

Why 1200?

The modern monitors (mostly wide-screen) support at least 1280 x 1024 pixel resolution.

1200 is divisible by 2, 3, 4, 5, 6, 8, 10, 12, 15, 16, 20, 24, 30, 40, 48, 60, 80, 120, 150, 200, 240 and 400. This makes it a highly flexible base number to work with.

Desktop

- Grid size: 1366px, 12 column
- Maximum width: Website locks at 1400px

Tablet

- Grid size: 768px, 12 column
- Maximum width: Website locks at 1400px

Phone

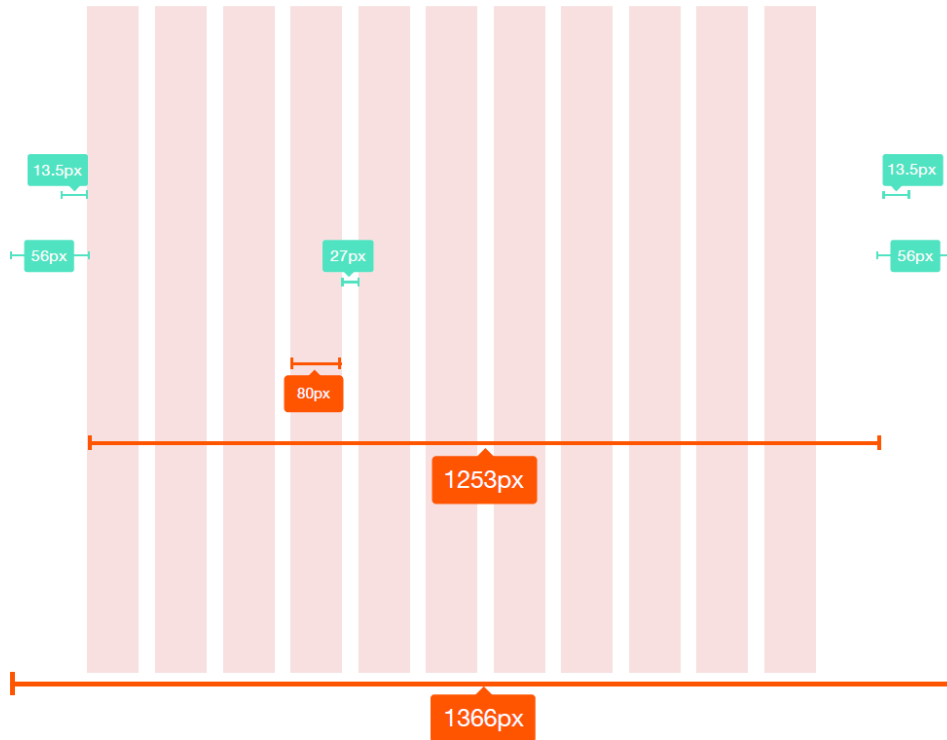
- Comp size: 320px, 12 column

Grids are used to structure the page layout. They allows elements to be aligned horizontally and vertically, which creates columns that keep things organized. Optimal spacing, type sizes and layout relationships should be maintained throughout.

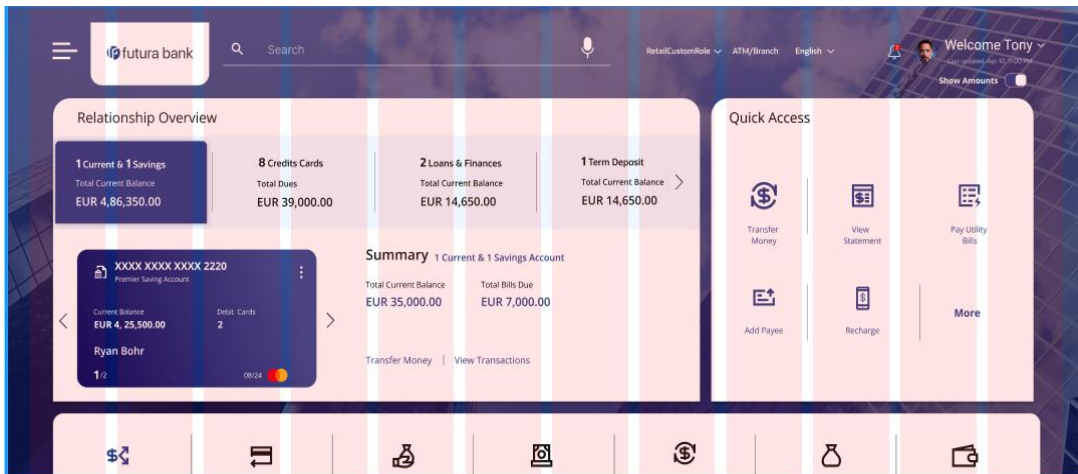
The following grid examples show the transition from desktop designs to tablet and down to phone.

Note: Some images in the style guide have been reduced in size to fit the dimensions of this guide's layout.

2.1.1 Grid Details



2.1.2 Grid Example (Retail)




2.1.3 Grid Example (Corporate)

Approver
ATM/Branch
English

futura bank
Welcome, Jack Thomas
Last login 07 May 06:56 AM

Notifications



No New Notifications
Check this section for new notifications

[View All](#)

Pending for Action

No data to display

Pending for Approvals

Accounts 0 Non Accounts 0 Payments 0 Bill Payments 0 Bulk File 0 Bulk Record 0

Date	Description	Account Details	Amount	Initiated By	Reference No.	Status
No data to display						

Page 1 (0 of 0 items)

My Approved List

Accounts 0 Non Accounts 0 Payments 0 Bill Payments 0 Bulk File 0 Bulk Record 0

Date	Initiated By	Description	Account Number	Amount	Reference No.	Status
No data to display						

Page 1 (0 of 0 items)

Current & Savings
3 Total Accounts

£38,257.56
GBP (2 Accounts)

Term Deposits
5 Total Accounts

\$5,000.00
USD (1 Accounts)

Loans and Finances
1 Total Accounts

£71,927.12
GBP (1 Accounts)

Accounts Summary

Party Name	Account Number	Account Type	Net Balance
Sunrise Coffee	OBDX Saving Product xxxxxxxxxxxx0018	Saving Account	£18,090.89
Sunrise Coffee	OBDX Saving Product xxxxxxxxxxxx0097	Saving Account	£20,166.67
Sunrise Coffee	OBDX Saving Product xxxxxxxxxxxx0100	Saving Account	£12,743.50

Page 1 of 1 (1-3 of 3 items) [Download](#)

Activity Log

Accounts (0)		Non Accounts (0)		Payments (0)		Bill Payments (0)		Bulk File (0)		Bulk Record (0)	
Processed	In Progress	Processed	In Progress	Processed	In Progress	Processed	In Progress	Processed	In Progress	Processed	In Progress
0	0	0	0	0	0	0	0	0	0	0	0
0	0	0	0	0	0	0	0	0	0	0	0

Date	Description	Account Number	Amount	Reference No.	Status
No data to display					

Page 1 (0 of 0 items)

Quick Links

My Limits

International Payment - F...

Currently no limits are assigned to this transaction. Please contact administrator for further details.

[View All](#)

Corporate Limits

International Payment - F...

Currently no limits are assigned to this transaction. Please contact administrator for further details.

[View All](#)

Reports


New Reports Not Available
Access your recently generated reports form here

2.2 Colour Palette

Background




Text & Links




Icons



Buttons



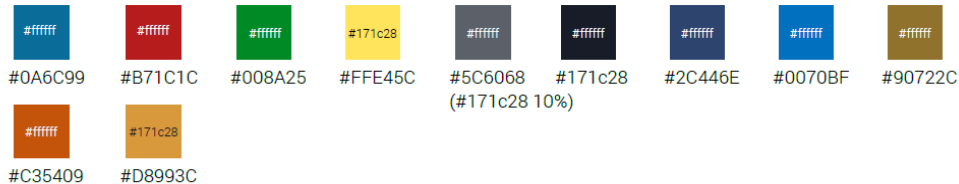
Borders & Outlines



Graph Colors



Tag Colors



2.3 Typography

Family

Roboto, a free google font, has been set for the type.

The following weights for the font have been used: Light, Regular, Italic Regular, Bold.

Roboto Specimens

Roboto Light

ABCDEFGHIJKLMNOPQRSTUVWXYZ
abcdefghijklmnopqrstuvwxyz
1234567890!@#%&*

Roboto Regular

ABCDEFGHIJKLMNOPQRSTUVWXYZ
abcdefghijklmnopqrstuvwxyz
1234567890!@#%&*





Roboto Bold

ABCDEFGHIJKLMNOPQRSTUVWXYZ
abcdefghijklmnopqrstuvwxyz
1234567890!@#%&*




Roboto Italic Regular

ABCDEFGHIJKLMNOPQRSTUVWXYZ
abcdefghijklmnopqrstuvwxyz
*1234567890!@#%&**

Color Palette - Font Colors (generic)

Primary Color	————	Sample Text	————		#171C28
Secondary Color	————	Sample Text	————		#B86200 (#171C28 opacity: 80%)
Disabled Color	————	Sample Text	————		#CBCCCD
Links	————	Sample Text	————		#0070BF

Color Palette - Font Colors (secondary)

Success Color	————	Sample Text	————		#008A25
Error Color	————	Sample Text	————		#B71C1C
Warning	————	Sample Text	————		#C35409

2.3.1 Typography Styles

Below are visual examples of specific text items styled throughout the site. The specs apply for both desktop and mobile, unless otherwise mentioned.

The unit used for font size is REM where 1rem = 16px.

Card / Page Title

Manage Account

Desktop Roboto Light | 18px | #171c28
Mobile Roboto Light | 16px | #171c28

Sub Heading (on light)

Holding Pattern

Desktop Roboto L | 13px | #171c28 80%
Mobile Roboto L | 13px | #171c28 80%

Information Text

Balance

Desktop Roboto Light | 12px | #171c28 80%
Mobile Roboto Light | 12px | #171c28 80%

Body (on dark)

Principal Liquidation

Desktop Roboto Light | 15px | #171c28
Mobile Roboto Light | 15px | #171c28

Information Heading

Account Information

Desktop Roboto Regular | 16px | #171c28
Mobile Roboto Regular | 16px | #171c28

Sub - Heading (on dark)

Holding Pattern

Desktop Roboto L | 13px | #171c28
Mobile Roboto L | 13px | #171c28

Text Links

[Back to Dashboard](#)

Desktop Roboto R | 14px | #0070B5
Mobile Roboto R | 14px | #0070B5

Label

Amount Name / Number

Desktop Roboto R | 13px | #171c28 80%
Mobile Roboto R | 13px | #171c28 80%

Body (on light)

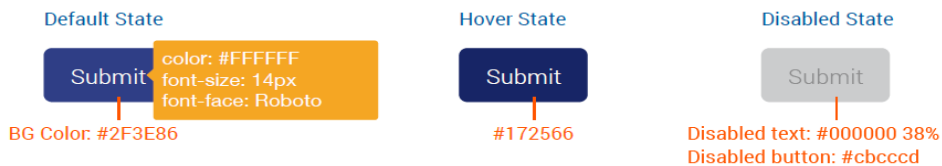
Principal Liquidation

Desktop Roboto Light | 15px | #171c28
Mobile Roboto Light | 15px | #171c28

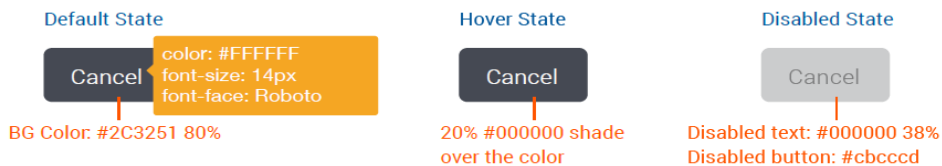
2.4 Button Style / Links



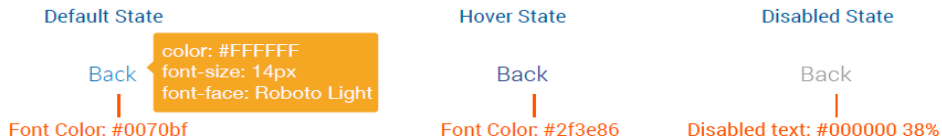
Primary Button



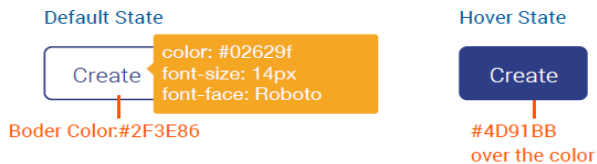
Secondary Button



Tertiary Button



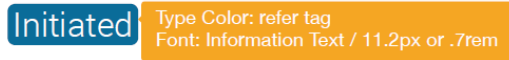
In-Form / Ghost Button



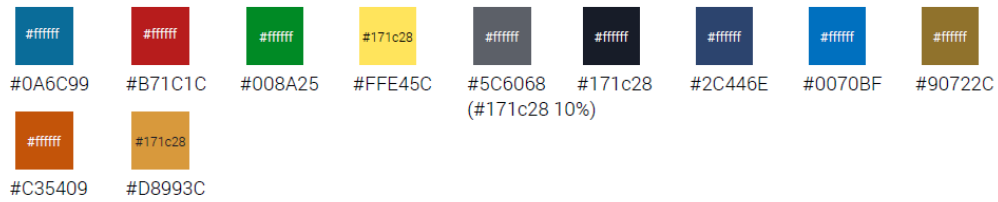
2.5 Tags



Note:
The images have been enlarged
for better readability










































Tag Colors





















































[Home](#)






































3. Specific Elements

3.1 Font Icons











































 Submit, Ok, Continue, Initiate, Verify, Accept, Yes	 Asterisk
 Cancel, No, Reject	 Female
 Save	 Male
 Create, Add	 Other
 Proceed, Next	 Mobile
 Back	 Account Holder, Interest Certificate
 Save as Template, Account Summary, File Text	 Accounts
 Save as Draft, Change, Issue, Subscription	 Occupation, Employment
 Reset, Refresh, Clear	 Reset, Refresh, Clear
 Review, Requirements, Registration	 Alert, Warning
 Pay, Account Funding, Application Fees, Income, Request Money, Redeem, Payments, Funds, Redeem	 Anti Money Laundering
 Search	 Edit
 Make Copy & Save, Copy	 Application Loan Statement, Claim Money, View Statement
 Download	 Status History, Pre Processed
 Upload	 Arrow Down, Sort-desc
 Login	 Arrow Up, Sort-asc, Sort
 Delete	 Arrow Left
 Upload	 Arrow Right
 Cashflow, Assets, Term Deposits	 Attachment
	 Bank Details

 Primary Info	 DTH
 Block Debit Card, Cancel Card	 Electricity
 Branch Details	 Exchange
 Calendar	 Execute, Play, Resume
 Card Addon	 Expand
 Transfer	 Expense, Spends
 Card Delivery	 Eye-Slash
 CC Mastercard	 Eye
 CC Visa	 Facebook
 Chat	 Fees Charges
 Check	 File Pdf
 Close	 File Upload
 Enquiry, Received	 Filter
 Collateral	 Foreign Exchange
 Comments	 Gas
 Compress	 Gift
 Contact Info	 Goals
 Dashboard, PFM	 Heart Fill
 Debit Card, Limits	 Heart
 Detail View	 Help









































 High Priority	 Minus Circle
 Home	 Minus
 Host	 Module
 Information	 More Vertical
 Insurance	 More, Move
 Internet	 Multi Select, Specifications, Summary View
 Keyboard	 Music
 LinkedIn	 New Account
 Liquidity Management	 Offers
 Settings	 Alerts
 Location Arrow	 Password
 Login	 Pause
 Logout	 Phone
 Mail Box	 Plus
 Mailbox View	 Print
 Mailbox	 Push Notifications
 Maintenance	 QR Code
 Medical	 Quick Access
 Medium Priority	 Re Centre, Reset Fit
 Menu Bar	 Re-initiate

-  Remarks, Verify
-  Repay, Repayment
-  Reply
-  Request Chequebook
-  Request Parameters
-  Request Pin, Request
-  Save
-  Schedule
-  Security Question
-  Sent Mail
-  Share
-  Sms
-  Split
-  Star
-  Start Transfer
-  Stop Transfer
-  Stop Unblock Cheque
-  Tabular View
-  TDS, View CASA
-  Telecom
-  **Aa** Text
-  Thumbs Up
-  Tree
-  Trends
-  Twitter
-  Undo
-  Update
-  Unfavourite
-  **UPI** UPI
-  User Experience
-  User Profile, User
-  Pause
-  Collateral, Vehicle Info
-  Virtual Account
-  Water
-  Zoom In
-  Zoom Out






















3.2 Colored icons

	cheque-book-request, issue-dd		alert-options
	create-standing-instructions		dashboard
	view-standing-instructions		share
	request-money, loans		pay-now, purchase
	upcoming-payments		face-recognition
	new-credit-card		home
	new-debit-card		multiple-payment
	favorites		multiple-transfer
	transfer-money, repeat, switch-funds		view-statement, programs
	eligibility-calculator, tools-calculator		payment-options
	pay-bills		associated-parties
	app-tracker		download-structure
	installment-calculator		new-structure
	scan-to-pay		atm-branch
	pay-to-contact		contact-us
	manage-recipients		face-id
	manage-debtors		products
	account-details, user-file-identifier, invoices		push-notifications
	ad-hoc-payment		add-nominee
	add-favorites		open-account, cheque-status
	security, change-password, authentication		redeem

Specific Elements

	risk-profiling		wallet-money
	status		working-capital
	view-cancel		collateral-evaluation
	manage-pattern		configuration
	reset-wearable		registered-devices
	soft-token		entitlement, seniority-details, claim-money-widget
	touchID		equipment-finance, facility
	visible-pattern		foreign-exchange
	wearables		inquire-collateral, real-estate
	service-request		liquidity-management
	create-invoice, service-request-def		mobile-app
	add-virtual-account, create-virtual-entity		relationship-mapping
	create-virtual-account, summary, view-finances		relationship-matrix
	list-structure, reports		sms-banking
	pdf-download		theme-configuration
	work-flow		user-helpdesk
	post-shipment		user-limits
	file-upload-identifier		vam
	pre-shipment		atm-maintenance
	term-loan		audit
	access-point-group, access-points		

3.3 Colored Icons for Information Panel

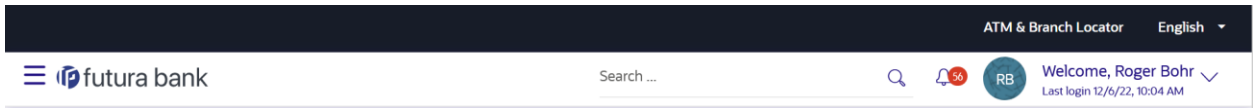
	add-payee		notification
	benefits		service-requests
	budget, approval, loan-application, transaction		upcoming-payment
	create-goal, goals, rewards		
	create		
	credit-card, new-debit		
	delivery		
	generate-pin, password		
	loans, bill-payments, maturing-finance, credit-line, speed		
	note, standing-instructions, reports		
	prepaid-recharge		
	saving, spends, account-balance, wallets, payments		
	term-deposit		
	tips		
	tips		
	balance-trends, recent-activity, sweep-log		
	cross-currency-sweeps, currency-sweeps, infra		
	demand-deposits		

3.4 Header & Footer

Header and Sub header (Desktop – Pre Log in)



Header and Sub header (Desktop – Post Log in)



Header (Mobile)



Footer

Copyright © 2006, 2020, Oracle and/or its affiliates. All rights reserved. [SecurityInformation] Terms and Conditions

4. Common Components

4.1 Cards and Filters

Quick Access

- Transfer Money
- View Statement
- Pay Utility Bills
- Add Payee
- Recharge
- More

Relationship Overview

- 1 Current & 1 Savings**
Total Current Balance
EUR 4,86,350.00
- 8 Credits Cards**
Total Dues
EUR 39,000.00
- 2 Loans & Finances**
Total Current Balance
EUR 14,650.00
- 1 Term Deposit**
Total Current Balance
EUR 14,650.00

Summary 8 Credit Cards

Total Dues	Minimum Due	Available Credit Limit
EUR 35,000.00	EUR 7,000.00	EUR 61,000.00

Pay Dues | View Transactions

Bills [View All](#)

1 bill to pay

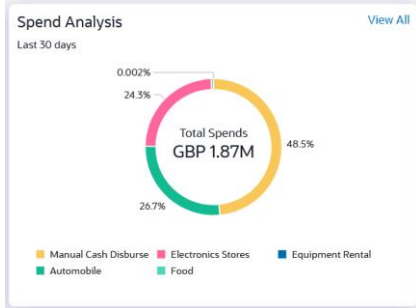
Mansoor trust
RogermanTrustPresent
GBP 14.47 Due On 3/31/22

Past Due

[Pay](#)

Upcoming Payments [View All](#)

Airtel Bills	EUR 500.00	Due on 22 Apr
Credit Card Bills	EUR 500.00	Due on 22 Apr
Airtel...	EUR 500.00	Due on 22 Apr
Credit Card Bills	EUR 500.00	Due on 22 Apr
Airtel...	EUR 500.00	Due on 22 Apr
Credit Card Bills	EUR 500.00	Due on 22 Apr

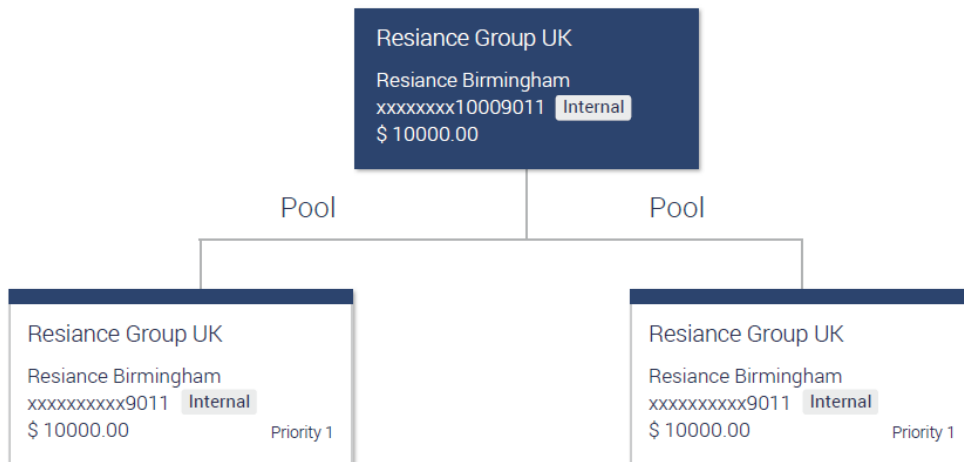


- Current & Savings - Current & Savings
- Accounts
- Current & Savings - Current & Savings
- Account Details
- Current & Savings - Transactions
- Current & Savings - Cheque Status Inquiry

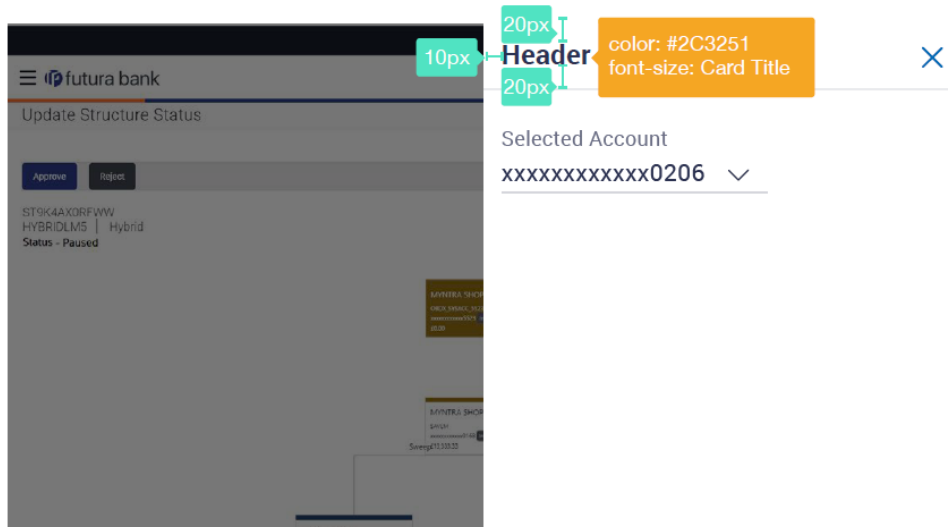
xxxxxxxxxxxx0386 ▼

Conventional Account
xxxxxxxxxxxx0386 CLOSED
xxxxxxxxxxxx0058
xxxxxxxxxxxx0069
xxxxxxxxxxxx0251

4.2 Tree Structure



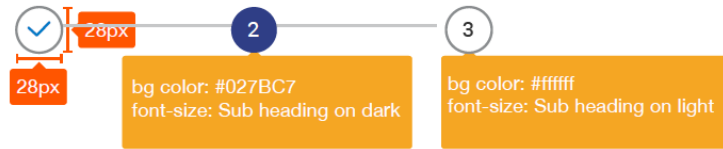
4.3 Overlay



The width of overlay depends on the content and can be stretched till 95% of the screen

4.4 Train

Train (Horizontal)



Train (Vertical)



4.5 Table

Portfolio Summary		Performance	Holdings	Dividends	Recurring	Search Scheme		
Recommendation	Current Price	Average Purchase Price	Amount Invested	Current Market Value	Gain/Loss	Rate of Return(%)		
Equity Large Cap								
HFC Growth Fund Growth ★★★★☆	BUY	£50.00	£55.58	£35,000.00	£1,500.00	£265.00	5.5	...
Sub Total				£35,000.00	£1,500.00	£265.00		
Debt-Liquid								
CIC Growth Fund Growth ★★★★☆	BUY	£65.00	£65.58	£50,000.00	£1,000.00	£305.00	2.5	...
				£50,000.00	£1,000.00	£305.00		
Hybrid-Debt								
HFC Growth Fund Growth 1 ★★★★☆	BUY	£75.00	£75.12	£60,000.00	£1,250.00	£320.00	3.2	...
HFC Growth Fund Growth 2 ★★★★☆	BUY	£69.00	£70.55	£62,500.00	£1,350.00	£240.00	9.7	...
Sub Total				£122,500.00	£2,600.00	£560.00		
Total				£207,500.00	£5,100.00	£1,130.00		

[Back to Wealth Overview](#)

4.6 Form Fields, Dropdowns & Button Types

Form field Type Spec: sub heading (on light)

Type of Cheque Book
 Catalogue 1 Type Spec: body (on light)

border: 1px #2C3251
 opacity: 50%

Form field with drop down

Selected Account
 xxxxxxxxxxxx0206
 25px 5px 10px

Focus State

Selected Account
 xxxxxxxxxxxx0206 border: 1px center #2c3251

Note:

The specification of text type for all elements have been specified under the heading Type Specification and the same can be referred from the Typography section.

The type is centered from top & bottom of the field.

Hover / Selected State

Select
 xxxxxxxxxxxx0206
 xxxxxxxxxxxx0206 fill: #FFFFFF border: 1px #2C3251 50%
 xxxxxxxxxxxx0123
 xxxxxxxxxxxx2345 fill: #FFFFFF 5% darker
 xxxxxxxxxxxx5678

Radio Button - Default

border: 1px center #171c28 50%

Radio Button - Hover

border: 1px center #02629F

Radio Button - Selected

border: 1px center #171c28 50%
 fill: #C74634

Radio Button - Disabled

border: 1px center #2C3251 20%

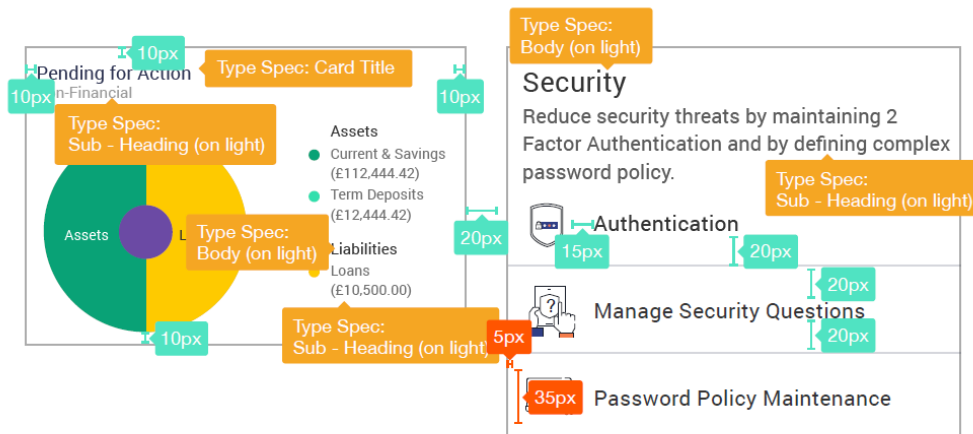
Toggle Button

Number Range
 font size: 14px color: #C74634
 border: 1px #cbcccc radius: 1px

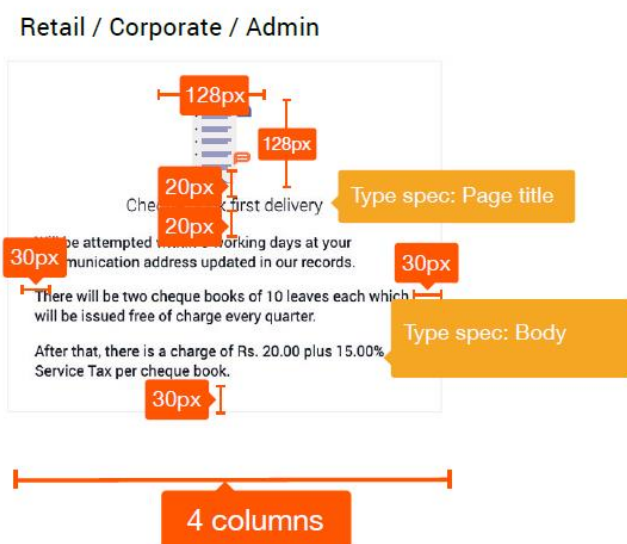
Toggle Button - Disabled

Number
 Disabled text: #B7B7B7
 Disabled button: #F7F7F7

4.7 Cards / Widgets




4.8 Information Panel



4.9 Placeholder Cards / Widgets

Futura Wallet


Transfer money to friends & family, initiate recharges and pay bills with the simple click of a button.



[object Object]


Advisors

Please contact Futura Bank to get details of your advisors.
1800-000-000



FuturaMax

Manage your finances in one place.




[View Dashboard](#)


Flexi Term Deposit




6% P.A. for 5 years
Minimum Deposit USD 10,000

[Apply Now](#)



4.10 Landing Pages (Retail)



Welcome, Roger Bohr ▼

Last login 12/6/22, 10:33 AM

Card Payment ⋮

Card Number
624700xxxxxx0001 - QA Test ▼

Amount to Pay

Minimum EUR 0.00


Outstanding EUR 0.00

Specify

[View Limits](#)

Source Account
xxxxxxxxxxxx0036 - test1 ▼

[Submit](#) [Cancel](#)

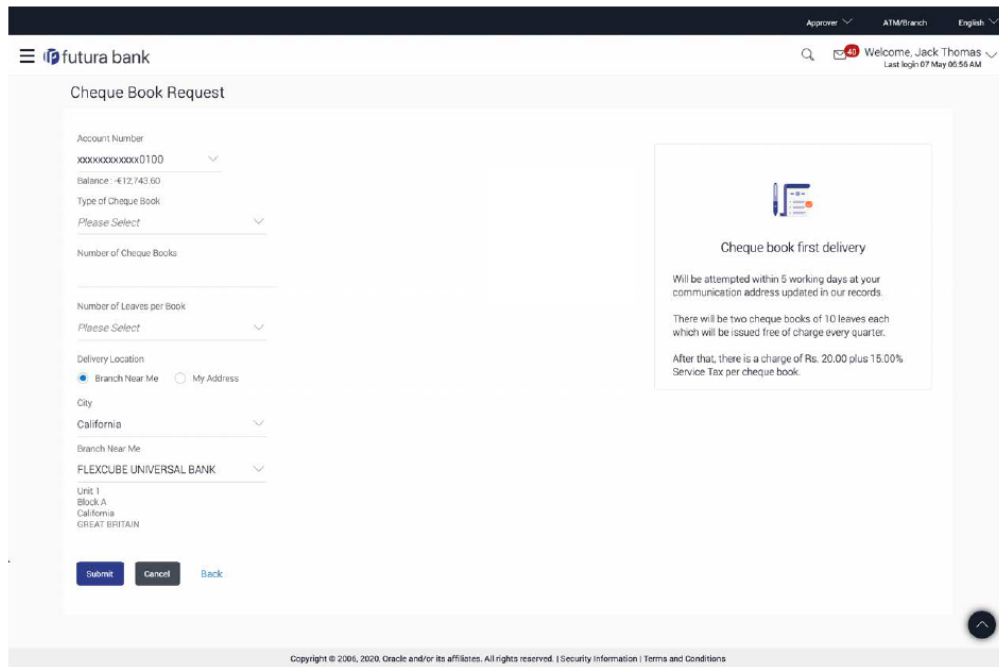


Note

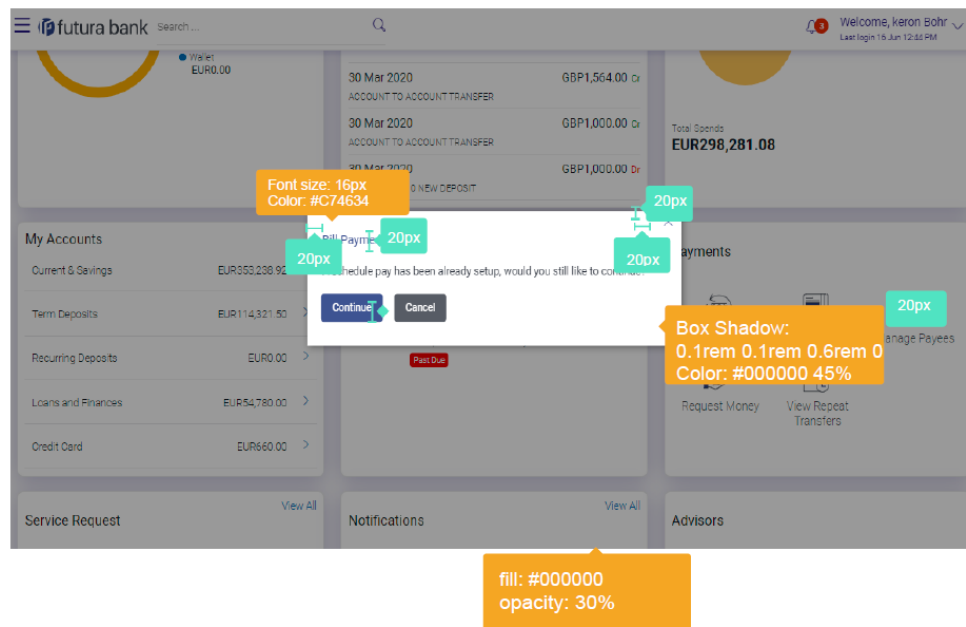
With Card Payment option you can pay either minimum amount due, total amount due or specific amount.

Payment will reflect in your Bank Card account within 2 working days.

4.11 Landing Pages (Corporate)



4.12 Modal Window



4.13 Overlay Window

Font size: 20px
Font Weight: Bold
Color: #171c28

10px

20px

20px

Box Shadow: 0, 1rem 0, 1rem 0, 6rem 0
Color: #000000 45%

fill: #000000
opacity: 30%

The screenshot shows a financial dashboard for 'HFC Growth Fund Growth'. The dashboard includes a sidebar with 'Accounts Overview' and a main content area with a 'Snapshot' tab. The 'Snapshot' tab displays fund details such as 'Fund Category: Equity Linked Savings Scheme', '52 Week High: £324.75', and '52 Week Low: £579.75'. A line graph compares the fund's performance against a benchmark from 2018 to 2018. Annotations highlight specific UI elements with their styling properties.

4.14 Accordions

Manage whom
 Payees Billers

Payees List

Search Enter Payee name Sort Alphabetically

Allwyn Dsouza

10px 10px

Joseph Johnson

Lynda Pollock

Rosa John

Rosa John Loan RTGS

Rosa John Party RTGS

Add New Account | Add New DD

Page < 1 > of 7 Items | View 10 records

Note

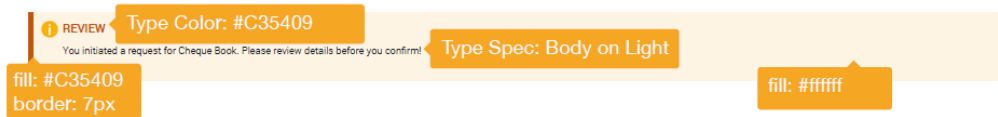
Want to make a payment to someone new ?

Add New Payee

The screenshot displays a 'Payees List' interface. It features a search bar, a sort dropdown, and a list of payees. The list items are styled with a height of 10px. A 'Note' modal window is open on the right, asking if the user wants to make a payment to someone new, with an 'Add New Payee' button. The interface also includes a footer with pagination and record count information.

4.15 Review, Confirmation, Error and In-Form Component

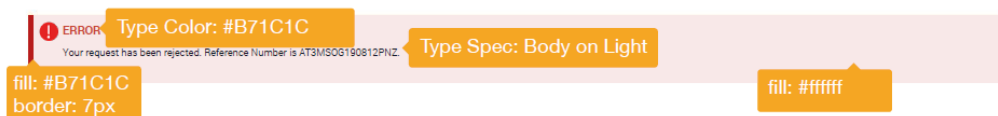
Review Component



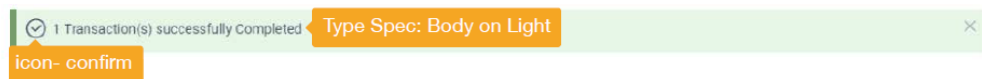
Confirmation Component



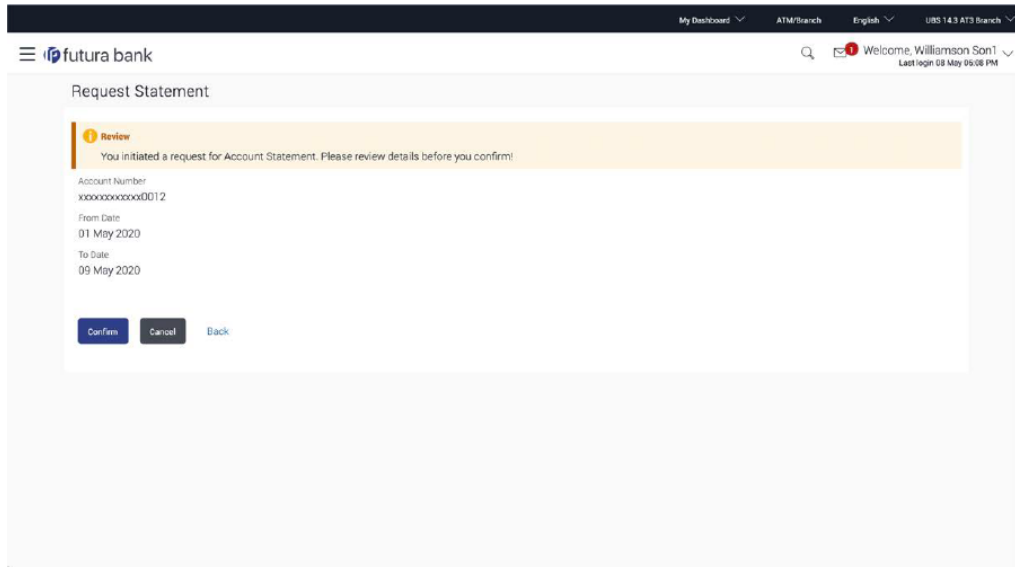
Error Component



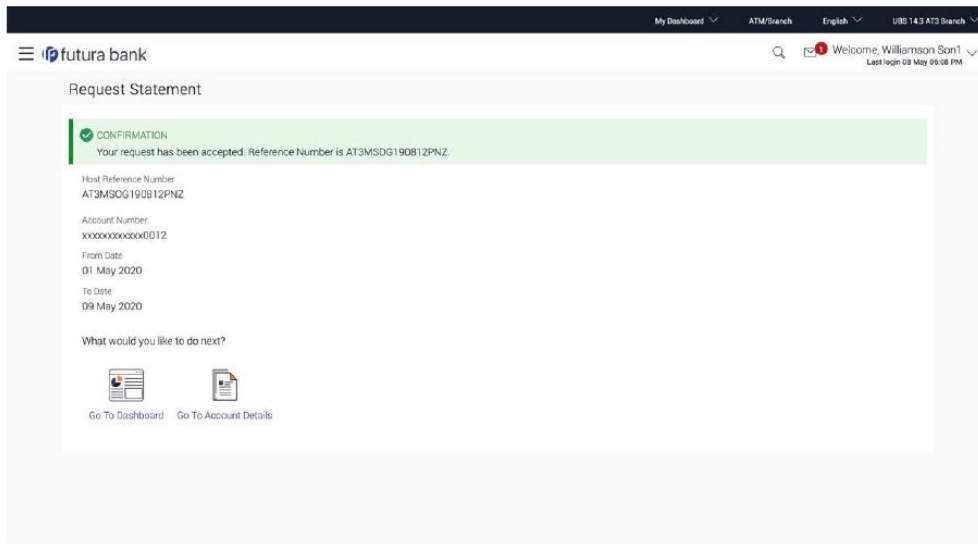
(In - Form) Confirmation Component



4.16 Review Page



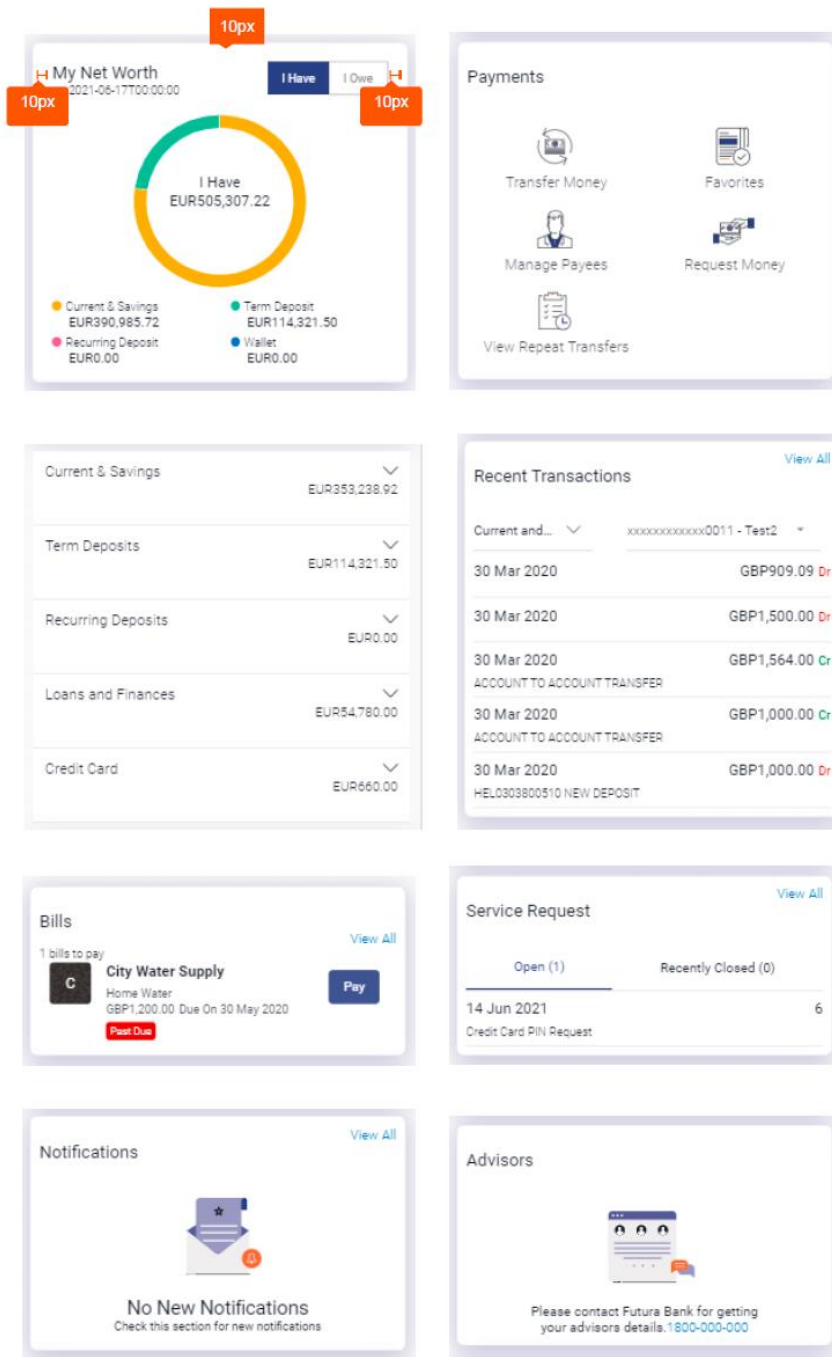
4.17 Confirmation Page



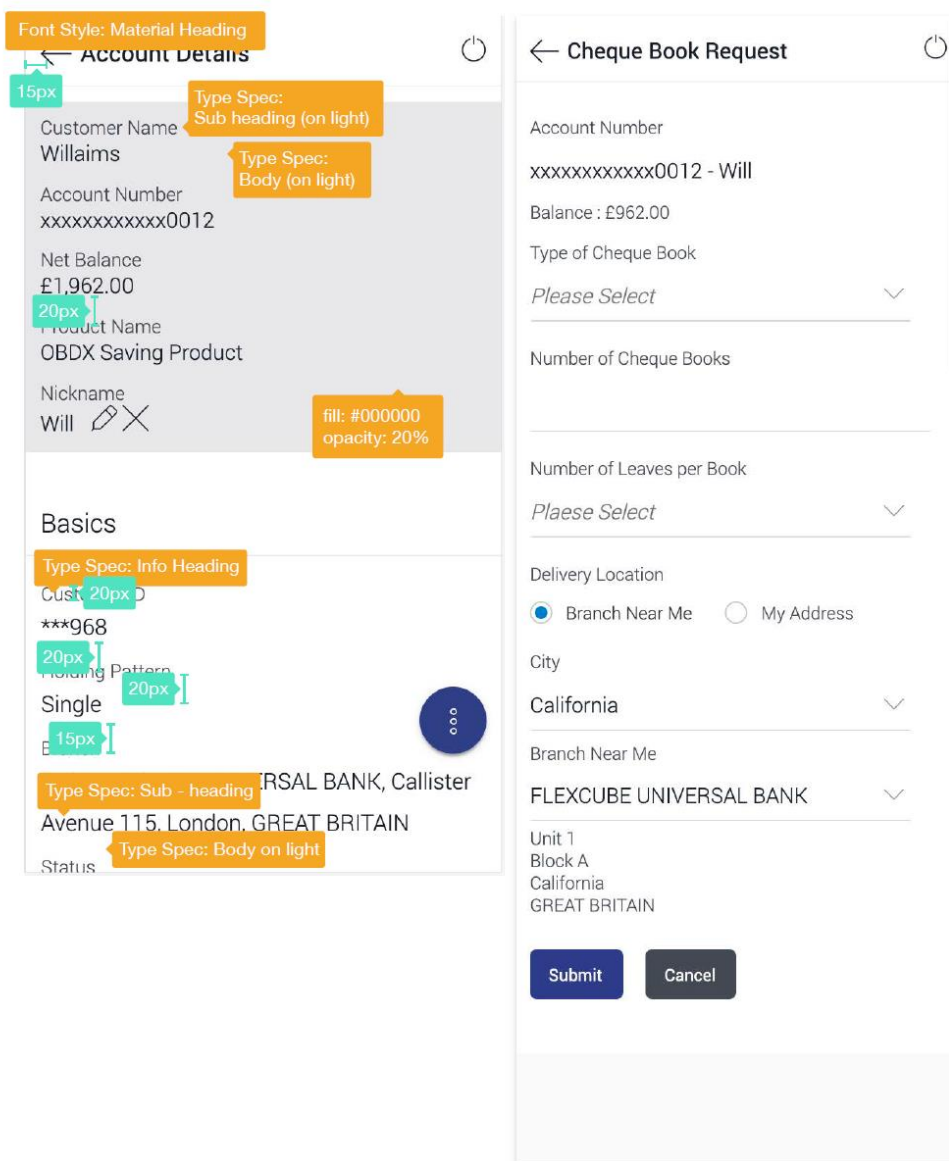
[Home](#)

5. Mobile Screens

5.1 Mobile Cards



5.2 Mobile Inside Page



5.3 Mobile Overlay

The image shows a mobile filter overlay with a white background and a blue border. At the top left is the word "Filter" and at the top right is a blue "X" icon. The form contains the following fields:

- "Host Reference Number" with a text input field containing the placeholder "Enter your reference number".
- "Network Type" with a dropdown menu showing "Please Select" and a downward arrow.
- A checkbox labeled "Show Only Future Dated Payments" which is currently unchecked.
- "Initiation Date From" with a text input field containing "01 Mar 2020" and a calendar icon.
- "Initiation Date To" with a text input field containing "30 Mar 2020" and a calendar icon.
- "From Amount" with a text input field containing the placeholder "Enter Amount".

5.4 Apple Watch

Designed for 42mm screen. Specifications provided for both 38mm and 42mm.

Background



Text & Links



5.4.1 Typography

San Francisco (SF) Specimens

San Francisco (SF) Light

ABCDEFGHIJKLMNOPQRSTUVWXYZ
abcdefghijklmnopqrstuvwxyz
1234567890!@#\$%^&*

San Francisco (SF) Regular

ABCDEFGHIJKLMNOPQRSTUVWXYZ
abcdefghijklmnopqrstuvwxyz
1234567890!@#\$%^&*

San Francisco (SF) Medium

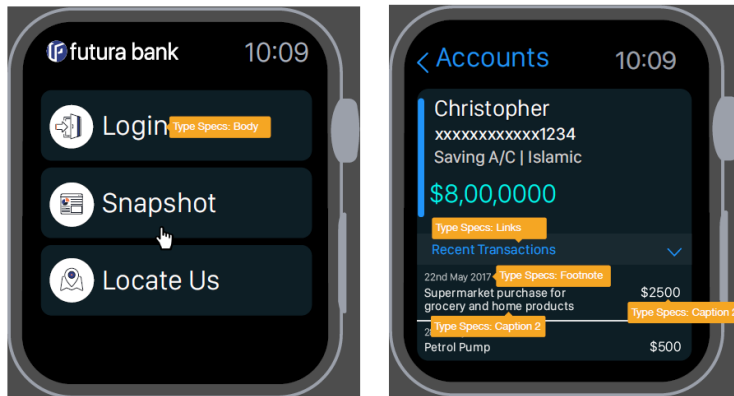
ABCDEFGHIJKLMNOPQRSTUVWXYZ
abcdefghijklmnopqrstuvwxyz
1234567890!@#\$%^&*

San Francisco (SF) Bold

ABCDEFGHIJKLMNOPQRSTUVWXYZ
abcdefghijklmnopqrstuvwxyz
1234567890!@#\$%^&*

Font weight, size, and leading values for dynamic text sizes at all size settings. Font values in points (@2x resolution).

Small Default 38 mm	Large Default 42 mm
<p>Balance SB17pt, 17.5L Light #00F5EA</p>	<p>Balance SB18pt, 17.5L Light #00F5EA</p>
<p>SB15pt, 17.5L Semi Bold #FFFFFF</p>	<p>SB16pt, 18.5L Semi Bold #FFFFFF</p>
<p>R15pt, 17.5L Regular #FFFFFF</p>	<p>R16pt, 18.5L Regular #FFFFFF</p>
<p>R14pt, 16.5L Regular #FFFFFF</p>	<p>R15pt, 17.5L Regular #FFFFFF</p>
<p>R13pt, 15.5L Regular #FFFFFF</p>	<p>R14pt, 16.5L Regular #FFFFFF</p>
<p>R10pt, 14.5L Regular #FFFFFF</p>	<p>R11pt, 15.5L Regular #FFFFFF</p>
<p>Footnote R10pt, 14.5L Regular #9BA0AA</p>	<p>Footnote R11pt, 15.5L Regular #9BA0AA</p>
<p>Links R15pt, 17.5L Regular #2094FA</p>	<p>Links R16pt, 18.5L Regular #2094FA</p>



Roboto Condensed Specimens

Roboto Condensed Light

ABCDEFGHIJKLMNOPQRSTUVWXYZ
abcdefghijklmnopqrstuvwxyz
1234567890!@#\$%^&*

Roboto Condensed Regular

ABCDEFGHIJKLMNOPQRSTUVWXYZ
abcdefghijklmnopqrstuvwxyz
1234567890!@#\$%^&*

Roboto Condensed Bold

ABCDEFGHIJKLMNOPQRSTUVWXYZ
abcdefghijklmnopqrstuvwxyz
1234567890!@#\$%^&*



5.5 Android Wear

Designed for 42mm screen. Specifications provided for both 38mm and 42mm.

5.5.1 Typography

Roboto Condensed is the primary font used in Android Wear.

Roboto Condensed Specimens

Roboto Condensed Light

ABCDEFGHIJKLMNOPQRSTUVWXYZ
abcdefghijklmnopqrstuvwxyz
1234567890!@#%&^*~

Roboto Condensed Regular

ABCDEFGHIJKLMNOPQRSTUVWXYZ
abcdefghijklmnopqrstuvwxyz
1234567890!@#%&^*~

Roboto Condensed Bold

ABCDEFGHIJKLMNOPQRSTUVWXYZ
abcdefghijklmnopqrstuvwxyz
1234567890!@#%&^*~

Font weight, size, and leading values for dynamic text sizes at all size settings.

Balance

22pt, 17.5L
Light
#00F5EA

20pt, 18.5L
Semi Bold
#FFFFFF

R16pt, 19.2L
Regular
#FFFFFF

18pt, 17.5L
Regular
#FFFFFF

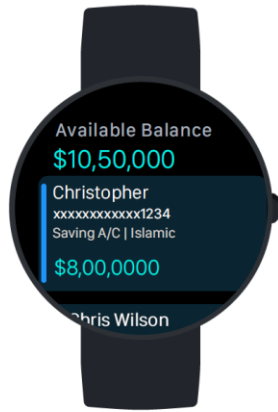
16pt, 16.5L
Regular
#FFFFFF

12pt, 15.5L
Regular
#FFFFFF

Footnote
12pt, 15.5L
Regular
#9BA0AA

Links

R16pt, 18.5L
Regular
#2094FA



[Home](#)